



Wireless DA-606LK Timer Control with Lights

Installation Instructions page 1 of 2

DA-606LK Wireless Light Kit



The DA-606LK includes:

- one DA-606 Timer Control
- one DA-071 Light Switch
- one DA-072 Lamp Module

Additional Accessories

DA-071 Wireless Light Switch



DA-072 Wireless Lamp Module



DA-073 Wireless Heavy-Duty Outlet



IMPORTANT: DANGEROUS VOLTAGES ARE PRESENT IN A HOME'S OR BUSINESS' WIRING. **SHUT OFF THE POWER** TO LIGHT SWITCH OR WALL OUTLET BEFORE INSTALLING.

The DA-606LK includes a DA-606 Timer Control, DA-071 Light Switch, and DA-072 Lamp Module (pictured left), and is designed to work with Mier's Drive-Alert vehicle detection systems. The wall switch can replace an existing light switch, and the lamp module can be used in any outlet to turn on a lamp. The DA-071 and DA-072 are rated for 300 watts maximum.

The DA-606 Timer Control is triggered by a +24VDC pulse from a Drive-Alert control panel. This timer control can be set from 45 seconds up to 45 minutes. When triggered, the DA-606 transmits a UHF (315 MHz) coded radio signal to activate the installed DA-071, DA-072, and or DA-073 devices for the specific time interval that was set. After the preset time interval, the DA-606 sends another signal to turn those devices off.

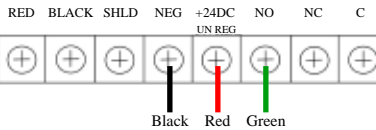
The signal path from the DA-606 to any installed DA-071, DA-072, and DA-073 devices must be unobstructed by metal objects such as large appliances, or mirrors. Metal objects/mirrors in the signal path may block the activation and de-activation signals. If the devices are not working when a Drive-Alert detects a vehicle, in most cases the problem will be solved by moving the DA-606, and/or the devices, so there is a clear signal path. Use the "TEST" button to verify operation.

The DA-606 comes with a 10-foot cable for connection to a Drive-Alert control panel (white wire not needed). The red timing lamp at the center of the DA-606 will flash when the timer control has been activated (lights turn on), and will continue to flash until the preset time interval ends (lights turn off).

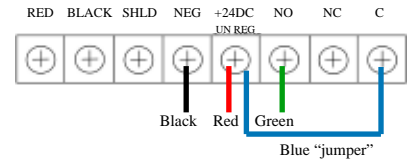
When Connecting the DA-606 cable to a Drive-Alert Control Panel:

- * The **RED wire** in the cable always connects to +24 VDC
- * The **BLACK wire** in the cable always connects to NEG or GND
- * The **GREEN wire** in the cable always connects to NO
- * Some control panels require further connections of a **BLUE "jumper" wire**

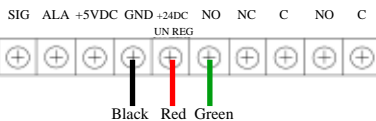
DA-500 with whistle ON



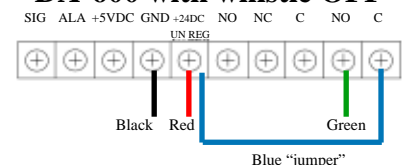
DA-500 with whistle OFF



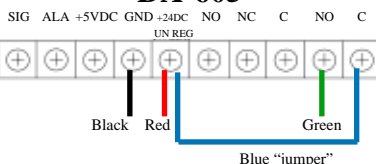
DA-600 with whistle ON



DA-600 with whistle OFF



DA-605



Wireless DA-606LK Timer Control with Lights Installation Instructions *page 2 of 2*

DA-606 Timer Control



Specifications:

- 4"W x 5"H x 1.5"D
- 1.2 pounds
- Operating voltage is 24VDC
- Power 2.4 Watts
- Frequency is 315 MHZ

Before mounting the **DA-606 Timer Control**, verify that the radio signal is not blocked by metal objects in the home. When a good location is found, the rear panel may be removed for wall mounting.

After making all the control panel connections and installing the DA-071, DA-072, and/or DA-073 devices, with the control panel plugged in and powered, press the "TEST" switch on the DA-606 to test the signal to the devices. The "TEST" switch is used to verify the DA-606 light timing system is functioning properly. The "TIME" adjust control can be set from 45 seconds minimum to about 45 minutes maximum, which will be the length of time the lights/devices will be on. At the 9 o'clock position of the knob, the timer is set at about 7 minutes. At the 12 o'clock position, the timer is set at about 12 minutes.

The **DA-071 Light Switch** can be used just like any other switch at any time. The light dimmer function is only available at the switch. NOTE: the light dimmer function does not work with fluorescent lights.

The **DA-072 Lamp Module** is triggered by the DA-606, but can also be set to "manual" with the switch on the side of the module. In the "manual" position the lamp will work normally, and the DA-606 *will not* trigger that lamp.

The **DA-073 Heavy-Duty Wall Outlet** is another option (not included in the DA-606LK kit) for higher power light control. The upper outlet on the DA-073 will handle up to 1800 watts or 15 amps. The DA-073 has one fixed outlet and one remote control outlet.

The DA-071, DA-072, and DA-073 will not work unless ordered as part of the DA-606LK kit, or with a DA-606 Timer Control.

Lighting Devices

DA-071 Wireless Light Switch



DA-072 Wireless Lamp Module



DA-073 Wireless Heavy-Duty Outlet



These accessories work with any of Mier's Drive-Alert Systems shown here:

DA-500

DA-600

DA-605P



Please contact us with any product, tech support, or installation questions. Don't forget to check out our website for cut-sheets, installation manuals, and information on more products!